

6FBRE

ELECTRIC REACH TRUCK

1.2 to 2.0 ton
S E R I E S



email: info@forstor.com.ua
site: www.forstor.com.ua



“THE STRESS BUSTERS” FROM TOYOTA,

a name that means material handling

Stress is not something you normally associate with industrial vehicles. That is, until you have to deal with the problems a poorly designed industrial vehicle can bring you. An untimely breakdown and lost productivity can certainly cause stress for the management team. Noise, poor visibility and unresponsive controls can all make the operator and those working near the vehicle totally miserable.

Enter the Toyota Electric Reach Truck 6FBRE/6FBR Series. Here is the culmination of Toyota's exclusive blend of advanced technology and fatigue-fighting comfort in a design premise known as Techno-comfort. Techno-comfort forms the focal point as Toyota blends the know-how it has gleaned from over forty years of industrial vehicle manufacturing together with the advanced technology it has developed through its extensive ongoing research and development.

The result is true comfort. Of course there is the comfort the operator will notice immediately. This includes low operating noise, clear visibility throughout the lift stroke, strategically positioned controls that have a smooth, proportional response and a low floorboard that enhances entry and exit ease.

However, there is another dimension to this comfort. It is that stress-releasing feeling that comes from being able to depend on your Toyota Industrial Vehicle to get the job done, trouble free, year after year. This peace of mind together with exceptional high quality and value, have helped make Toyota among the most popular industrial vehicles in the world.

Toyota. A name that means productive and stress-free handling for all.





TOYOTA



“THE SPACE MAKER”

a name that means performance

One of the challenges of material control is designing an efficient material handling system in the limited space of a warehouse. Wouldn't it be nice to be able to simply create more space without doing a major renovation to the building? “The Space Makers” from Toyota can help you do just that. They are designed to have an incredibly tight turning radius and operate nimbly in extremely narrow, high-stacked aisles, allowing more storage space to be squeezed out of your warehouse.

Like every Toyota Industrial Vehicle, this Electric Reach Truck Series gives you more than you expect. Toyota's extensive experience and know-how in the manufacture of industrial vehicles and futur-



istic technology from its ongoing research and development are blended to create an Electric Reach Truck Series that offers enhanced maneuverability and highly efficient high-rack load handling performance.

Toyota. A name that means space-making performance for all.

NOTE:


The model shown is equipped with the optional 4-way adjustable seat.

MAKERS' FROM TOYOTA,

performance for all

Optimum utilization of warehouse space means reducing aisle space to the absolute minimum and stacking material as high as possible. However, productivity will falter if the reach truck you select to negotiate those aisles cannot move agilely down them or efficiently handle the material stored on the racks.

This series was designed to enhance productivity in just such an environment. It has the performance that seems to create new space. A wide variety of masts up to 8.5 meters (6FBRE Series only), fast lifting and lowering speeds and responsive steering and controls all add up to totally efficient material handling. Energy-efficient components help extend operating time.



Toyota's advancements in electronic technology created the intelligent microcontroller. This single unit gives precise, proportional steering, travel and load handling response while efficiently regulating power consumption.

This brain, together with the optional Digital Multi-function Display, gives the operator enhanced control over load handling and travel functions as well as an array of diagnostic functions.



The efficient layout of the operating control levers and direction switch are another example of Toyota practicality. Here minimal operator effort is needed to safely and productively use the controls.



Toyota knows that operability can be as important as basic load handling performance when it comes to boosting productivity. The voltage and amperage hybrid control function on this series provides what Toyota calls proportional response -- a smooth, progressive and predictable movement of the reach truck and its components that is proportional to the amount the controls are

operated.

The microcontroller has virtually eliminated jolts during acceleration and the time lag between control operation and vehicle or component response. Other components, such as the ergonomically-positioned controls and a responsive brake, also enhance operability.



Operators will quickly notice the solid feeling and responsiveness of the dynamic hydraulic brake. Here the Toyota design minimizes the mechanical loss that takes place when the brake pedal is pressed. Not only does this design provide enhanced responsiveness, it also reduces the amount of effort needed to operate the brake.

“THE TASK TAMERS” FROM TOYOTA,

a name that means comfort for all



A clear view of the fork tips makes the operator's job easier and more efficient. The Toyota Reach Truck Series excels in this area.

When material handling is not controlled properly, it can cause headaches for everyone from top management to those working on the loading dock. This Toyota Reach Truck Series was designed to tame those tasks.

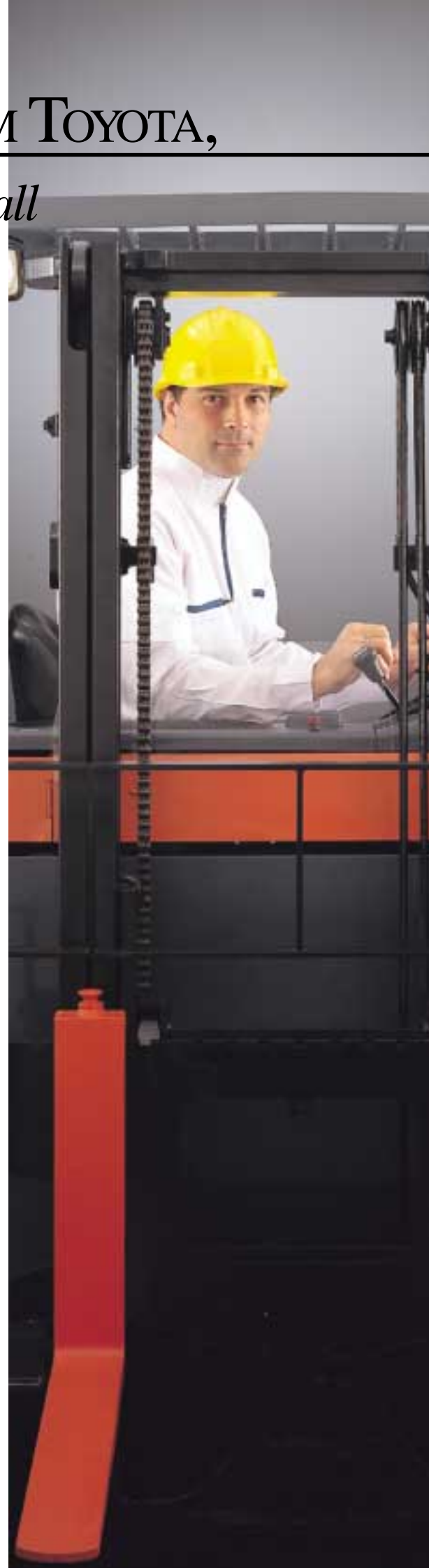
The design premise for “The Task Tamers” is based on providing comfort for everyone involved with this series. That means comfort for the operator through easy-to-operate controls and solid basic performance. For those working near the reach truck, that comfort comes in the form of low noise and high-productivity. And the people in the office can feel good about selecting a dependable reach truck that gets the job done with a minimum of cost and downtime.

Toyota. A name that means reliable comfort for all.



NOTE:
The model shown is equipped with the optional 4-way adjustable seat.

Careful designing has resulted in both a spacious operator's compartment and compact external dimensions. A low floorboard enhances entry and exit ease. The comfort of the operator's compartment is further accented by the soft, rounded lines of the design.





Good visibility boosts both safety and productivity. The **Clear-View Mast** is Toyota's way of underscoring this fundamental design point. It is also the latest development in the evolution of Toyota excellence. Advanced engineering has increased the strength of the mast while enlarging the space between the mast rails. This, combined with positioning the lift cylinders behind the mast rails, provides virtually unobstructed forward visibility.



One of the reasons Toyota Industrial Vehicles have gained such a reputation for reliability is due to the aggressive stance Toyota engineers have taken towards preventing downtime. Their secret to reliability is making regular maintenance as easy as possible. The optional **Plug-In Analyzer** allows the service technician to quickly pin-point the areas needing attention. This portable unit has an easy-to-use display for quick function selection. Other features, like the **Power Battery Carriage** encourage the regular battery inspections necessary for ensuring long service life.

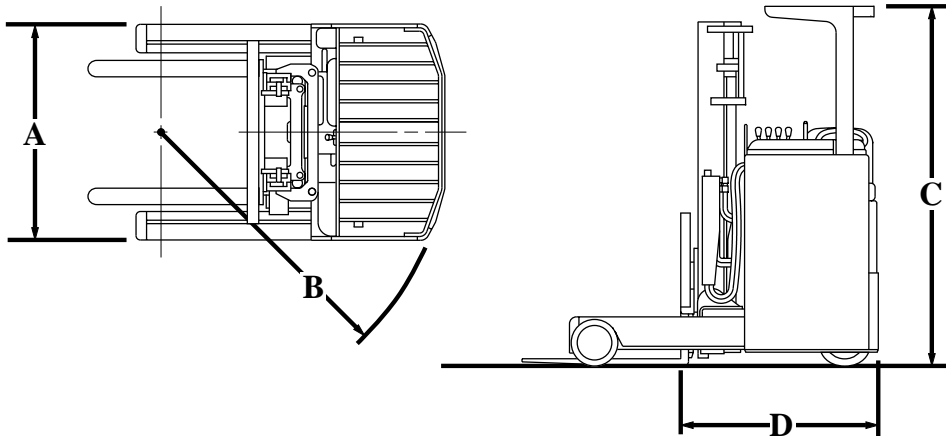


MAIN SPECIFICATIONS

Model		6FBRE12	6FBRE14	6FBRE16	6FBRE20
Operator Position		Rider Seated	Rider Seated	Rider Seated	Rider Seated
Load Capacity	kg	1200	1350	1600	2000
	lb	2650	2980	3530	4410
Load Center	mm	600	600	600	600
	in	24	24	24	24
Overall Width	A	1250	1250	1250	1250
	in	49.2	49.2	49.2	49.2
Turning Radius (Outside)	B	1530	1570	1670	1750
	in	60	62	65.5	69
Overhead Guard Height	C	2085	2085	2085	2225
	in	82	82	82	87.5
Length to Fork Face	D	1145	1145	1145	1250
	in	45.1	45.1	45.1	49.2

BATTERY AND MOTOR SPECIFICATIONS

Model			6FBRE12	6FBRE14.16	6FBRE20
Voltage/Capacity (5-hour ratings)	STD	V/AH	48/360	48/360	48/420
	High	V/AH	48/600	48/600	48/600
Electric Motors	Drive	kW	3.4	4.3	4.6
	Load Handling	kW	5.9	8.0	8.0
	Power Steering	kW	0.29	0.29	0.34



Availability and specifications are determined regionally and are subject to change without notice. Please consult your Toyota representative for details.

Printed on recycled paper.
All rights reserved by Toyota Industries Corporation.