

# BT Staxio Range 0.8 – 1.4 tonnes

Electric Powered Stackers



 **FORSTOR**

email: [info@forstor.com.ua](mailto:info@forstor.com.ua)

site: [www.forstor.com.ua](http://www.forstor.com.ua)

**TOYOTA**

MATERIAL HANDLING

stronger together



# The all-new BT Staxio: *simplicity – safety – durability*

Engineered for pallet transport and stacking in warehouse, factory and retail premises, the **BT Staxio** range is made up of eight models with capacities from 0.8 to 1.4 tonnes and a wide choice of mast, fork, and battery configurations.

BT Staxio is designed for walkie applications but all models, except the mono-masted SWE080L, are available with optional platforms for intensive operation.

Over 60 years' experience in warehouse trucks has enabled us to develop the perfect powered stacker for all applications, including models suited for loading and unloading, retail environments and double-pallet handling. BT Staxio is an economical and extremely flexible truck for moving loads easily and safely – designed and built to be durable and, therefore, reliable.

The key words with BT Staxio are *simplicity, safety* and *durability* – giving your people what they need to get the job done. We call it '**man power**'.

# BT Staxio – so easy to use

**Powered stackers are versatile machines put to a wide range of uses: in-rack and block stacking, vehicle loading and unloading, order picking and general pallet transport. They are relied on, not just in warehouses, but also in retail premises where safety and manoeuvrability are particularly important. BT Staxio is designed to let its operator get on with the job – simply and safely.**

### Compact and manoeuvrable

The first thing you will notice about the BT Staxio is how compact it is. Its short body length means it needs less space in which to turn, so you'll spend less time manoeuvring.

### Smooth and easy, but powerful

BT Staxio incorporates the BT Powerdrive system, ensuring smooth, progressive control at all times. The tiller arm is easy and comfortable to use, with fingertip lift and lower buttons, and simple forward/reverse control.

### Unique chassis

BT Staxio's unique five-wheel chassis, with its central tiller control arm, improves stability on ramps and makes all operation, particularly manoeuvring, easier. Sensi-lift, which is available on most models, provides stepless lift/lower control for easy and accurate placement.

### Exceptional visibility

On all BT Staxio models the truck body profile lowers towards the forks, enhancing visibility. The tiller arm is designed so that the distance between operator and truck is great enough to protect the operator's feet while still allowing him or her to have an excellent view of the fork tips or load. These two features combine with clear-view masts to create the 'BT Totalview' concept, ensuring the operator has excellent visibility both at ground level and when positioning at height.

### Features for the real world

All BT Staxio models come with useful storage compartments on top of the truck body. An optional 'E-bar' allows mounting of a writing table and shrinkwrap holder, as well as powered third-party equipment such as PCs, radio-data terminals and barcode scanners.



The BT Totalview design concept ensures the fork tips are visible from the operating position



BT Staxio's unique 5-wheel chassis improves stability on ramps

#### **SWE080L** (elevating support arms)


Max. lift height: 1580 mm  
 Load capacity: 800 kg  
 Machine length: 627 mm  
 (excluding forks)  
 Machine width: 726 mm  
 Battery: 2 x 180 Ah  
 2 x 230 Ah  
 (12 v)



#### **SWE100**

Max. lift height: 3300 mm  
 Load capacity: 1000 kg  
 Machine length: 676 mm  
 (excluding forks)  
 Machine width: 770 mm  
 Battery: 150 Ah  
 225 Ah  
 300 Ah







# Designed and built for safety

**A truck that's easy to use is much less likely to be involved in accidents. BT Staxio's safety is also enhanced by a host of design features to protect the operator and other workers.**

## Keep your distance

With alternative designs optimised specifically for the pedestrian and platform models, the BT Staxio's ergonomic tiller arm is the ideal length, providing easy control and excellent fork-tip visibility, while keeping the operator a safe distance from the truck.

## Adaptable performance

The acceleration, top speed and braking characteristics can be programmed to suit individual operators. PIN-code start-up means that the truck knows who is operating it and it will assume the appropriate pre-programmed settings. The BT Staxio is available with a 'turtle' button for temporary speed reduction. The standard 'Click-2-Creep' facility allows the truck to be manoeuvred with the handle upright – ideal in confined and busy spaces.


## Protection for the operator

BT Staxio features two emergency controls: a cut-off button and a 'belly' button. The cut-off button immediately disconnects the drive power (but leaves the display running so error codes can be read) and applies the brake. The belly button is on the handle tip. It reverses the direction of travel to prevent an operator being trapped by the truck.

BT Staxio's chassis skirt is just 35 mm from the ground and rounds away from the operator's feet, providing the perfect balance of foot protection without compromising the truck's manoeuvrability on ramps and other slopes. When working on gradients, the truck will not unintentionally roll back when starting or stopping.



*BT Staxio's rounded skirt balances safety with manoeuvrability*



*The Click-2-Creep function allows the truck to be manoeuvred with the handle upright*

### SWE120

|                                      |                       |
|--------------------------------------|-----------------------|
| Max. lift height:                    | 4500 mm               |
| Load capacity:                       | 1200 kg               |
| Machine length:<br>(excluding forks) | 751 mm                |
| Machine width:                       | 770 mm                |
| Battery:                             | 225 Ah<br>260*/300 Ah |



\* With optional sideways battery change

### SWE120L (elevating support arms)

|                                      |                       |
|--------------------------------------|-----------------------|
| Max. lift height:                    | 4500 mm               |
| Load capacity:                       | 1200 kg               |
| Machine length:<br>(excluding forks) | 760 mm                |
| Machine width:                       | 770 mm                |
| Battery:                             | 225 Ah<br>260*/300 Ah |



\* With optional sideways battery change

# Built-in durability

**An easy-to-use truck means less risk of mistakes and less risk of damage or breakdown. Combine this with Toyota's built-in quality and the BT Staxio's advanced design and the result is more uptime, which means more work done for less cost.**

## Designed to simply keep going

The all-new BT Staxio has been developed and will be manufactured using the highly regarded Toyota Production System (TPS). To ensure high levels of quality and reliability, TPS applies continuous improvement (*kaizen*) throughout the entire production process, from product development through to production, delivery and after-sales service.

In line with this philosophy, the BT Staxio's AC drive motors have fewer wearing parts than DC equivalents and many of the truck's bushings are made of a Teflon-coated composite material that improves their working life and eliminates the need for greasing. Sealed connectors, non-contact switches, leak-free hydraulic

connectors and CAN-Bus wiring all add up to maximum reliability. BT Staxio is designed to be serviced only once a year in typical single-shift operations.

## Managing your fleet

Fleet users can readily assess the performance of their BT Staxio trucks using Toyota I\_Site – an information system from Toyota Material Handling Europe which provides the information that fleet users need to make the right decisions for their business, quickly and safely. Toyota I\_Site experts help companies set up customised, easy-to-read reporting that helps businesses realise cost savings and enhance safety, control costs from damages, as well as optimise the use of their fleet.



The hood is secured by two bolts for fast access



The fixed motor has no moving cables


**SWE120S** (straddle support arms)  
 Max. lift height: 4500 mm  
 Load capacity: 1200 kg  
 Machine length: 791 mm  
 (excluding forks)  
 Machine width: 770 mm  
 Battery: 225 Ah  
 300 Ah



**SWE140**  
 Max. lift height: 4755 mm  
 Load capacity: 1400 kg  
 Machine length: 751 mm  
 (excluding forks)  
 Machine width: 770 mm  
 850 mm  
 Battery: 225 Ah  
 260\*/300 Ah



\* With optional sideways battery change



# Our commitment to the environment

**Toyota Material Handling Europe (TMHE) believes that getting the job done should never be at the expense of our environment. BT Staxio is the latest stage in the pursuit of our long-term commitment to develop and deliver environmentally friendly and economically viable materials handling solutions that respect present and future energy needs.**

TMHE strives to reduce environmental impact throughout the product life cycle, from design, manufacturing and operation through to recycling at end-of-life. Manufactured at TMHE's ISO 14001-certified plant in Mjölby, Sweden, the BT Staxio provides clean, emissions-free operation and is designed for easy recycling following many years of reliable service.

BT Staxio's manufacturing process uses the latest welding and powder painting technology to minimise its environmental impact.

The majority of the material used to make BT Staxio trucks is steel, which is fully recyclable. Battery recycling is carried out by approved waste management firms. The lead is melted down and reused, the acid is neutralised and the energy in the plastic is used for heating.

A declaration of the emissions and waste during the manufacturing process and typical life cycle is available on request.



**SWE140L** (elevating support arms)  
 Max. lift height: 4755 mm  
 Load capacity: 1400 kg  
 Machine length: 760 mm  
 (excluding forks)  
 Machine width: 770 mm  
 850 mm  
 Battery: 225 Ah  
 260\*/300 Ah



**SWE200D** (double-stacking)  
 Max. lift height: 2100 mm  
 Support arm load capacity: 2000 kg  
 (double-stacking: 1200 kg + 800 kg)  
 Machine length: 760 mm  
 (excluding forks)  
 Machine width: 770 mm  
 Battery: 225 Ah  
 260\*/300 Ah



\* With optional sideways battery change

\* With optional sideways battery change

## Choose the features that suit your needs



**SWE080L**



**SWE120**



**SWE120S**



**SWE140L**



*Flip-down driver platform option*



**SWE100**



**SWE120L**



**SWE140**



**SWE200D**

SWE080L  
SWE100  
SWE120  
SWE120L  
SWE120S  
SWE140  
SWE140L  
SWE200D

|  | SWE080L | SWE100 | SWE120 | SWE120L | SWE120S | SWE140 | SWE140L | SWE200D |
|--|---------|--------|--------|---------|---------|--------|---------|---------|
| <b>Truck features</b>                        |         |        |        |         |         |        |         |         |
| Adjustable width over forks                  |         |        |        |         |         |        |         | ●       |
| Automatic height adjustment                  |         | ○      |        |         |         |        |         |         |
| Bogie fork wheels                            | ○       | ○      | ○      | ○       | ○       | ○      | ○       | ●       |
| BT Powerdrive                                | ●       | ●      | ●      | ●       | ●       | ●      | ●       | ●       |
| Castor link                                  | ●       |        |        |         |         |        |         |         |
| Choice of chassis widths                     |         |        |        |         |         | ●      | ●       |         |
| Double pallet handling                       |         |        |        |         |         |        |         | ●       |
| Elevating support arms                       | ●       |        |        | ●       |         | ●      | ●       |         |
| High-capacity battery models                 |         |        | ○      | ○       | ○       | ○      | ○       | ○       |
| Spring-loaded drive wheel                    |         | ●      | ●      | ●       |         | ●      | ●       | ●       |
| Straddle support arm version                 |         |        |        |         |         | ●      |         |         |
| <b>Driving features</b>                      |         |        |        |         |         |        |         |         |
| 180°+ steering                               | ●       | ●      | ●      | ●       | ●       | ●      | ●       | ●       |
| Automatic deceleration                       | ●       | ●      | ●      | ●       | ●       | ●      | ●       | ●       |
| Electronic regenerative brakes (motor brake) | ●       | ●      | ●      | ●       | ●       | ●      | ●       | ●       |
| Electronic speed control                     | ●       | ●      | ●      | ●       | ●       | ●      | ●       | ●       |
| Flip-down driver platform                    |         | ○      | ○      | ○       | ○       | ○      | ○       | ○       |
| <b>Controls and instruments</b>              |         |        |        |         |         |        |         |         |
| Click-2-Creep                                | ●       | ●      | ●      | ●       | ●       | ●      | ●       | ●       |
| Drive motor temperature warning              | ●       | ●      | ●      | ●       | ●       | ●      | ●       | ●       |
| Electronic controller temperature warning    | ●       | ●      | ●      | ●       | ●       | ●      | ●       | ●       |
| Electronic fingertip controls                | ●       | ●      | ●      | ●       | ●       | ●      | ●       | ●       |
| Hour meter (working hours)                   | ●       | ●      | ●      | ●       | ●       | ●      | ●       | ●       |
| Information display                          | ●       | ●      | ●      | ●       | ●       | ●      | ●       | ●       |
| Sensi-lift                                   |         |        | ○      | ○       | ○       | ○      | ○       | ○       |
| Temporary speed reduction ('turtle' button)  | ○       | ○      | ○      | ○       | ○       | ○      | ○       | ○       |
| Tiller arm steering                          | ●       | ●      | ●      | ●       | ●       | ●      | ●       | ●       |
| <b>Safety features</b>                       |         |        |        |         |         |        |         |         |
| Automatic parking brake                      | ●       | ●      | ●      | ●       | ●       | ●      | ●       | ●       |
| BT Access Control                            | ●       | ●      | ●      | ●       | ●       | ●      | ●       | ●       |
| Clear-view mast                              |         | ○      | ○      | ○       | ○       | ○      | ○       | ○       |
| Emergency collision button                   | ●       | ●      | ●      | ●       | ●       | ●      | ●       | ●       |
| Emergency cut-off                            | ●       | ●      | ●      | ●       | ●       | ●      | ●       | ●       |
| Load support                                 |         | ○      | ○      | ○       | ○       | ○      | ○       | ○       |
| Parking brake                                | ●       | ●      | ●      | ●       | ●       | ●      | ●       | ●       |
| Programmable performance                     | ●       | ●      | ●      | ●       | ●       | ●      | ●       | ●       |
| <b>Operator features</b>                     |         |        |        |         |         |        |         |         |
| E-bar  | ○       | ○      | ○      | ○       | ○       | ○      | ○       | ○       |
| On-board data terminal mount (with E-bar)    | ○       | ○      | ○      | ○       | ○       | ○      | ○       | ○       |
| Storage compartments                         | ●       | ●      | ●      | ●       | ●       | ●      | ●       | ●       |
| Shrinkwrap holder (with E-bar)               | ○       | ○      | ○      | ○       | ○       | ○      | ○       | ○       |
| Writing table (with E-bar)                   | ○       | ○      | ○      | ○       | ○       | ○      | ○       | ○       |
| <b>Maintenance features</b>                  |         |        |        |         |         |        |         |         |
| Easy access for maintenance                  | ●       | ●      | ●      | ●       | ●       | ●      | ●       | ●       |
| Fault diagnosis facility                     | ●       | ●      | ●      | ●       | ●       | ●      | ●       | ●       |
| Historic fault log                           | ●       | ●      | ●      | ●       | ●       | ●      | ●       | ●       |
| <b>Battery management features</b>           |         |        |        |         |         |        |         |         |
| Battery change facility                      |         |        | ○      | ○       | ○       | ○      | ○       | ○       |
| Battery status indicator                     | ●       | ●      | ●      | ●       | ●       | ●      | ●       | ●       |
| Battery discharge prevention system          | ●       | ●      | ●      | ●       | ●       | ●      | ●       | ●       |
| Built-in charger                             | ○       | ○      | ○      | ○       | ○       | ○      | ○       | ○       |
| Sideways battery change                      |         |        | ○      | ○       |         | ○      | ○       | ○       |
| <b>Special applications</b>                  |         |        |        |         |         |        |         |         |
| EEx version (ATEX)                           | ○       | ○      | ○      | ○       | ○       | ○      | ○       | ○       |

● standard ○ optional



email: [info@forstor.com.ua](mailto:info@forstor.com.ua)  
site: [www.forstor.com.ua](http://www.forstor.com.ua)

**TOYOTA**

MATERIAL HANDLING

stronger together

